

125 BP Series

Bypass Adjustable Flow Monitor

BOISWOOD
GAS AND LIQUID CONTROL TECHNOLOGIES

Pressure & Vacuum
Flow
Level & Temperature
Tube & Fittings
HVACR
Custom Services

Key Features

Best for applications where the ratio (Normal Flow/Set Point) is 10:1 or less.

Features

- Broad Range of Adjustability
- Compact Size
- High Resolution
- Close On-Off Differential
- Ease of Customer Setting
- Monitors Gases or Liquids
- Materials: 316SS, Brass or Teflon®
- Confirms: Normal Flow Conditions
- Senses: High Flow and Low Flow Conditions
- Output: Switch Contact

Applications

- Vacuum Systems
- Wet Stations
- Gas Analyzers
- Cooling Systems
- Industrial Fluid Lines
- Process Flows

Operation

When no flow is present the free magnetic piston rests on the bottom of the bore, which is in a bypass off the main line. Adjustment of the orifice in the main line creates a small bypass flow to lift the magnetic piston and actuate the reed switch. The magnetic piston actuates a hermetically sealed reed switch, which is encapsulated in the body of the unit, out of the air/water path. When flow decreases, the piston moves downward and the reed switch deactuates.


- Actuation Points for air at 68°F and 14.7 PSIA with increasing flow
- Deactuation (decreasing flow) averages 10% less than actuation (increasing flow)
- Repeatability $\pm 2\%$
- Unit will pass greater flows

Correction must be made for other fluids, line pressure and temperatures. Please consult your representative or the factory.

Temperature Operating Range

- 0° to 220°F (-17° to 104°C)
- For other temperature ranges consult factory.

Specifications				
Unit	Weight OZ (gm)	Max Working Pressure PSIG (barg)	Wetted Parts	Seals
Teflon®	4.4 (123.5)	100 (6.89)	Teflon®	Teflon®
Brass	16 (453.6)	1500 (103.42)	Brass, Epoxy	Viton®
316SS	16 (453.6)	3000 (206.84)	316SS, Epoxy	Viton®



Calibration Table

Model		Air SCC/M (SCFH)	Water ML/M (GPH)	Ports FNPT
125 BP	Minimum	100 (0.21)	3 (0.048)	1/8"
	Maximum	20000 (42.4)	500 (7.93)	
125 BPHF	Minimum	200 (0.42)	5 (0.079)	1/8"
	Maximum	60000 (127)*	950 (15.105)	

Pressure Loss

Air Flowrate SCC/M (SCFH)	Water Flowrate ML/M (GPH)	ΔP to Atmosphere MBARS (Inches of Water)
100 (.21)	3 (0.048)	1.2 (0.5)
5500 (11.7)	200 (3.17)	9.3 (3.71)
7000 (14.8)	400 (6.34)	11.7 (4.71)
20000 (42.4)	500 (7.93)	24.7 (9.93)
60000 (127.1)	950 (15.10)	69.7 (28.0)

*At 60 PSIG (4.137 BARG)





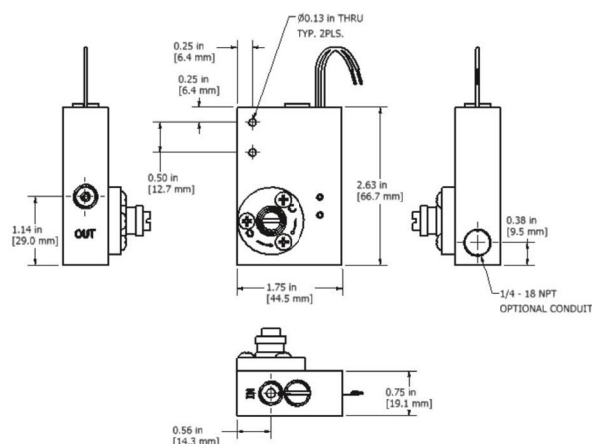
125 BP Series

Bypass Adjustable Flow Monitor

10

Switch Data	SPST	SPDT
Maximum Switching Voltage		
DC (V)	200	175
AC (V)	150	120
Contact Rating		
DC (W)	50	5
DC (VA)	70	5
Maximum Switching Current (A)		
DC (A)	1.0	0.25
AC (A)	0.7	0.25

Leads	SPST UL File #E70063	SPDT UL File #E471070
 <p>leads 18 in. min. from body 22 AWG, TFE insulation</p>	 <p>leads 18 in. min. from body 22 AWG, TFE insulation</p>	<p>leads 18 in. min. from body 24 AWG, TFE insulation</p> <ul style="list-style-type: none"> • green - N.C. • blue - N.O. • white - Common



Installation

Mount vertically with the inlet port at bottom. A 10 micron filter is recommended.

How to Order

Sales@ChemTec.com | 800.222.2177

Model	Materials		By Pass Design		Electrical Conduit	Switch		Options	
125 BP	T	Teflon®	BP	Bypass	C (1/4 FNPT)	N.O.	Single Pole	TFE	Teflon Encapsulated Piston**
	B	Brass			Blank for Standard Unit		Single Throw		
	316	Stainless	BPHF	Bypass High Flow			Normally Open		
						SPDT	Single Pole Double Throw	O2	Oxygen Cleaned
								HT	High Temperature Options 340°F (171°C) metallic body only
								KZ	FFKM Perfluoroelastomer
								EPR	EPR Seals
								BN	Buna N Seals
								FP	Factory Preset

*Consult Factory **Standard with Teflon unit | Viton® - E.I. Dupont & Co | Teflon® - E.I. Dupont & Co | Kalrez® - E.I. Dupont & Co
All dimensions are subject to change for quality improvement. Not responsible for printing errors.