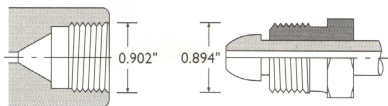


Outlet

Connection

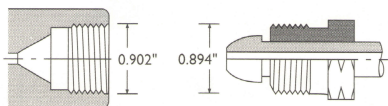
BS 341 No 3

5/8" BSP rh internal
accepting bullet
shaped nipple



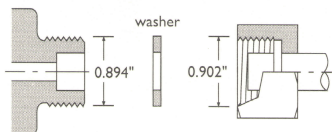
BS 341 No 4

5/8" BSP lh internal
accepting bullet
shaped nipple



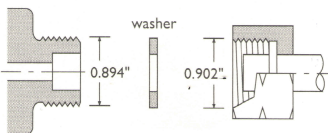
BS 341 No 6

5/8" BSP rh
external using flat
seat with washer



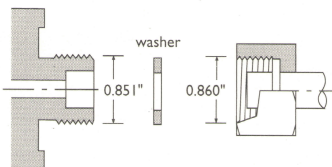
BS 341 No 7

5/8" BSP lh external
using flat seat with
washer



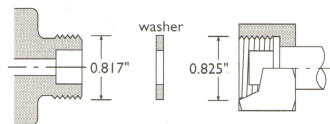
BS 341 No 8

0.860" x 14tpi rh
external using flat
seat with washer



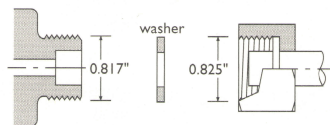
BS 341 No 10

1/2" BSP rh external
using flat seat with
washer



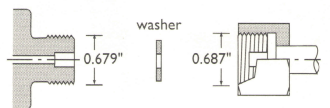
BS 341 No 12

1/2" BSP rh external
using flat seat with
washer



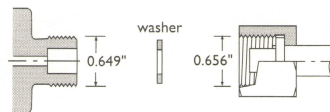
BS 341 No 13

11/16" x 20tpi rh
external using flat
seat with washer



BS 341 No 14

3/8" BSP rh external
using flat seat with
washer



BS 341 No 15

3/8" BSP lh external
using flat seat with
washer

