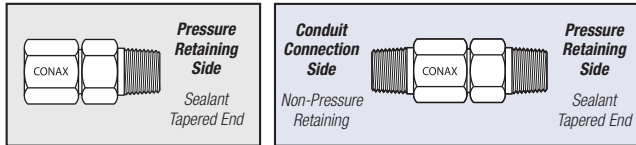


Conax Technologies Model MHC (Multi-Hole Ceramic) Glands seal multiple thermocouple, RTD or thermistor probes, tube bundles and liquid level sensors or a variety of devices within a single fitting. The soft sealant technology seals against gases or liquids and resists element movement under pressure. Immersion lengths can be easily adjusted in the field. Individual elements can be set at different lengths to facilitate monitoring of multiple points. MHC glands also allow easy replacement of elements.

MHC gland bodies with NPT threads or SAE threads are constructed from 303SST standard. Weld-neck style glands are constructed from 316LSST. Caps and followers for all styles are constructed from 303SST standard. Insulators are ceramic. Many optional materials are also available, including 316LSST, Monel 405, Hastelloy C276, Inconel and more. For information on alternative materials, see page 9. Cap Style A offers a mounting thread only. Cap Style B provides threading on both ends for attachment to conduit or terminal heads. Alternative sealant materials are available. Please consult a Conax Technologies sales engineer for custom needs.

- Temperature Range: -400° F to +1600° F (-240° C to +870° C)
- Pressure Range: Vacuum to 10,000 PSIG (690 bar) – see Pressure Ratings in the Specifications Chart on page 56-57.
- Seals 1 to 16 Elements



Type A has mounting thread only. Type B has cap end threaded. B Cap NPT matches the standard mounting NPT.

Accessories

The replaceable sealant permits repeated use of the same fitting. Elements can be easily assembled or replaced in the field. Simply insert the element and torque the cap. To replace the sealant or elements, simply loosen the cap, replace the necessary items, relubricate and retorque the cap.

Glands are supplied factory lubricated. When reused, the glands should be relubricated to maintain the published torque and pressure ratings. If glands are cleaned prior to assembly, they should be relubricated. On weld mount models, the heat from the welding process will destroy the lubricant. These models must also be relubricated prior to use. See page 103 for information on our lubrication kit.

Replacement Packing Sets are available. These consist of a sealant and two ceramic insulators. Replacement sealants may also be ordered separately (without insulators).

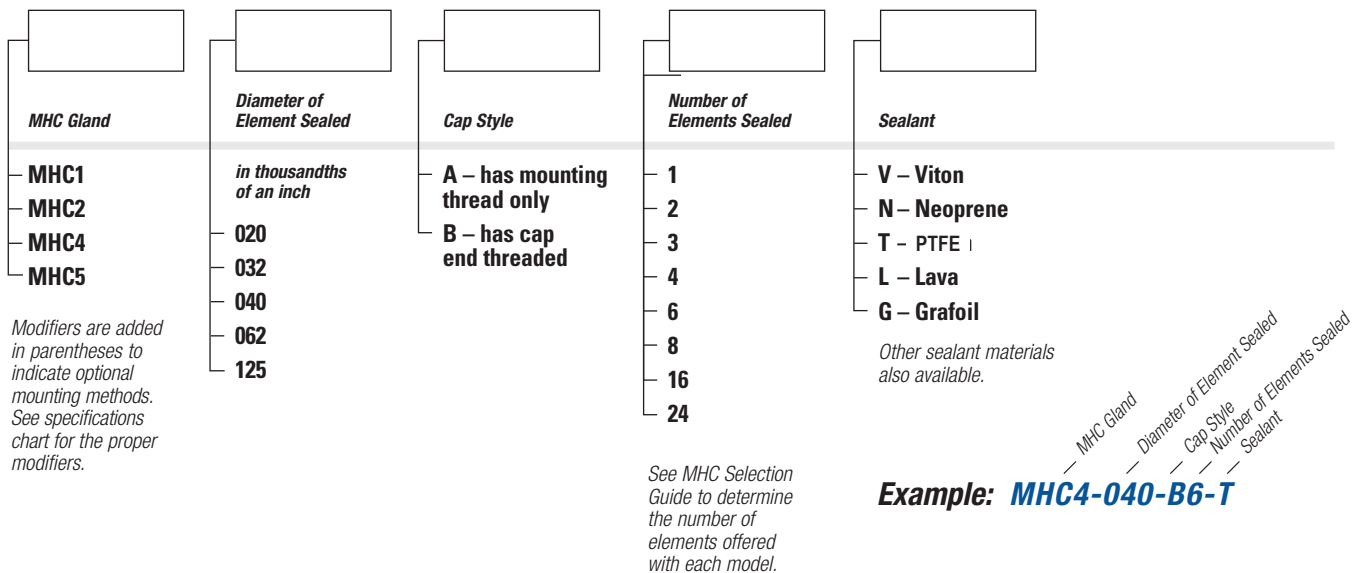
To order a Replacement Packing Set, order RPS – (Gland) – (Diameter) – (Number of Holes) - (Sealant)

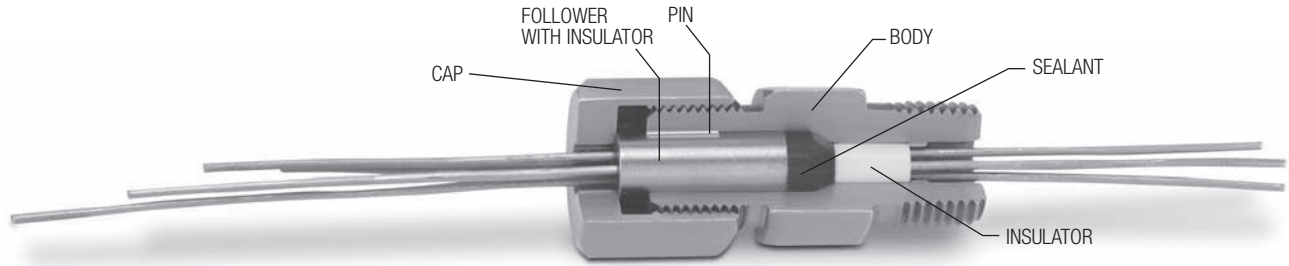
Example: RPS-MHC4-040-6-T

To order a Replacement Sealant only, order RS – (Gland) – (Diameter) – (Number of Holes) - (Sealant)

Example: RS-MHC4-040-6-T

Catalog Numbering System






MHC Selection Guide

Model	Diameter	Number of Elements Offered							
		1	2	3	4	6	8	16	24
MHC1	020		X		X				
	032		X		X				
	062	X							
MHC2	020		X		X				
	032		X		X				
	040		X		X				
	062	X							
MHC4	032					X	X		
	040					X	X		
	062		X	X	X				
MHC5	032							X	X
	062					X	X		
	118		X						
	125		X						

Sealant Selection Guide

Material	Temperature Range
Lava (L)	-300° F to +1600° F (-185° C to +870° C)
PTFE (T)	-300° F to +450° F (-185° C to +232° C)
Neoprene (N)	-40° F to +200° F (-40° C to +93° C)
Viton (V)	-10° F to +450° F (-23° C to +232° C)
Grafoil (G)	-400° F to +925° F in air, +3000° F in inert or reducing atm. (-240° C to +495° C in air, +1650° C in inert or reducing atm.)



Note: the pressure and torque ratings provided in this catalog apply only when bores are drilled by Conax Technologies.

* Hex size for the body and cap are the same unless a cap size is provided in parentheses.

** Weld neck models require lubrication prior to use.

All pressure and torque ratings were determined at 68° F (20° C) using stainless steel rod as the element. Pressure ratings may degrade at higher temperatures. Pressure rating guide values are provided for glands with elements restrained by the compressed sealant. Higher pressure may be attained with additional element restraints. Tolerance of tube or probe diameter is ±0.005 (±0.003 for diameters ≤0.040). Deviation from the nominal may affect pressure ratings. Consult factory for details.

CAUTION: When sealing on soft, fragile or crushable elements, catalog torques may not apply.

When catalog torques are applied, compressed sealants generate considerable forces on the element to be sealed.

These forces could result in damaging soft or fragile elements such as coax cables or thin-wall materials.

Consult factory for these types of applications.

